



H

1

2

- /

30 cm
20 cm
20 cm

3

4

/

5

-

/

-

/

-

6

/

7

8

9

/

10

11

12

/

Yamaha

13



.....	1
.....	1
.....	2
.....	2
.....	4
.....	5
.....	7


.....	10
.....	10
..... (Pure Direct)	11
.....	11

.....	8
.....	8
.....	9

.....	12
.....	12

.....	13
.....	15


-
- y
-



◆ Pure Direct
11
◆ Yamaha / CD
6

◆ AUTO POWER STANDBY
12





① A

②

③ STANDBY/ON

④ SP (SPEAKERS) A/B

⑤ SLEEP

⑥

⑦ PURE DIRECT
Pure Direct

⑧

⑨ PURE DIRECT

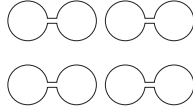
11

11






SPEAKERS



①		AC		⑦ LINE 2 PB	
	9			REC	
② GND			8		
				⑧ SPEAKERS	
③ PHONO			8		8
				⑨ VOLTAGE SELECTOR	
④ CD	CD		8		
⑤ TUNER			8		
⑥ LINE 1			8		



①

② A

③ SLEEP

11

④ DIMMER

3

y

•

•

⑤ TREBLE -/+

- 10 dB +10 dB

⑥ BASS -/+

- 10 dB +10 dB

⑦ B / C / D / E / ENTER

12

⑧ MENU

12

⑨ VOLUME +/-

⑩

y

⑪ BALANCE L/R

⑫ PURE DIRECT

11

⑬ MUTE

■ Yamaha

Yamaha

⑭ TUNING j / i

A/B/C/D/E PRESET j / i

FMAM

A/B/C/D/E A E

PRESET j / i

BAND

(FMAM)

MEMORY

FMAM

INFO



Yamaha

■ Yamaha CD

Yamaha CD

⑮ Yamaha CD

S

e

p

DISC SKIP

CD

b

a

≡

w

f



Yamaha CD



L L
“ - ” “ - ”

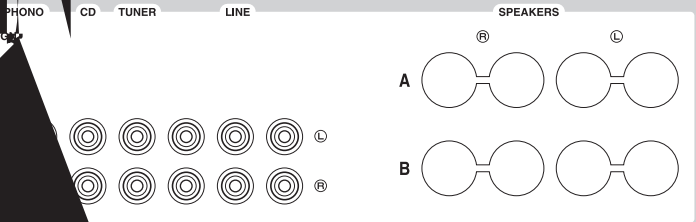
R R “ + ” “ + ”

RCA



-
-

/



GD

■ REC
• REC
LINE 2

REC

-
- ①
- ②
- ③
- ④
- ⑤

SPEAK



-
- ①
- ②

γ
SPEAKERS B

VOLTAGE SELECTOR VOLTAGE SELECTOR

SPEAKERS A SPEAKERS B		8 Ω
SPEAKERS A SPEAKERS B		16 Ω
		8 Ω



SUMMER

LINE 1

PHONO

C



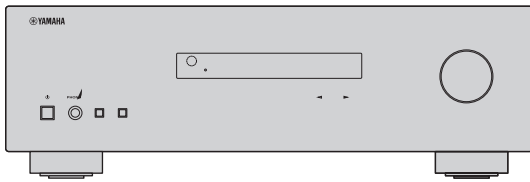
Direct (Pure

Pure Direct

PURE DIRECT

PURE DIRECT

SLEEP
SLEEP



SLEEP

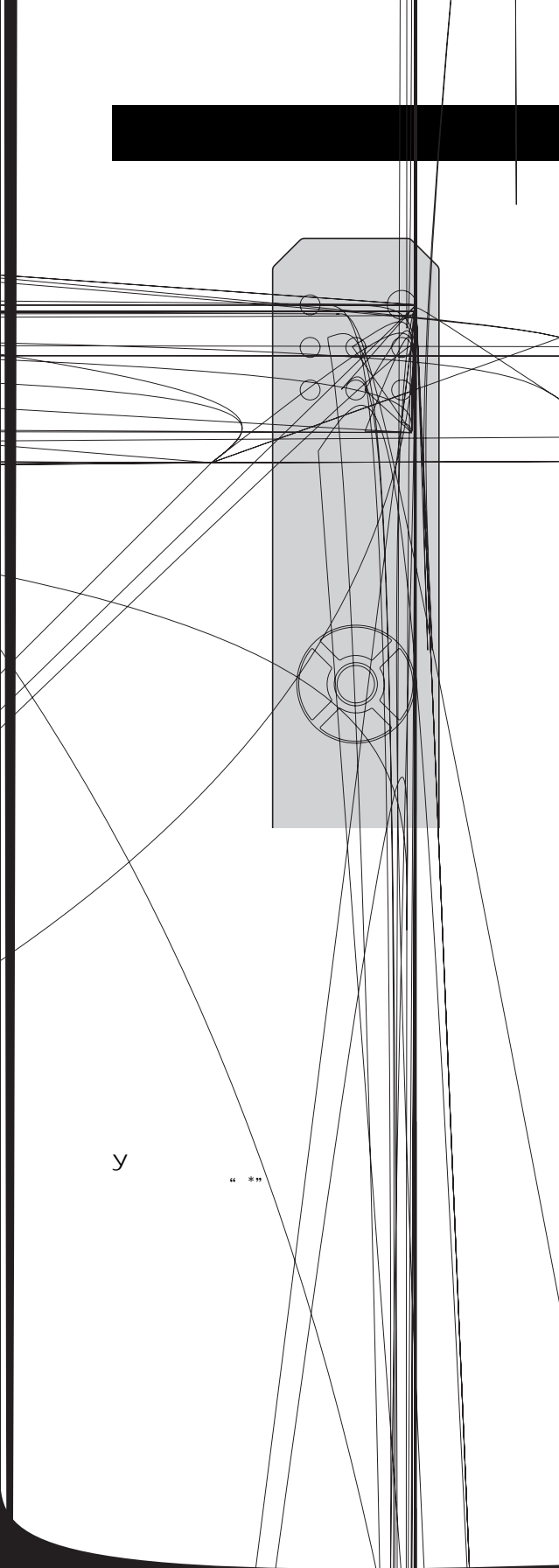
PURE DIRECT

BASS TREBLE BALANCE

SLEEP

y

- " SLEEP OFF"
-



1

2 MENU

3 B / C
ENTER

4 B / C
y
· ENTER
· D

5 MENU

y

“ ”

Yamaha



-

—

9

8

30

—

8

INPUT 1 / h

10

SPEAKERS A/B

SPEAKERS A

SPEAKERS B

10

8

	LINE 2 PB/REC		—
CD			10
BASS TREBLE BALANCE	PURE DIRECT	PURE DIRECT	11
		30 6 m	7
			—
			7
/ CD	/ CD	/ CD	—
" OVER HEAT"			—
" CHECK SP"			—

- **RMS**
 (8 Ω 40 Hz 20 kHz 0.2% THD
 [.....]
 100 W+ 100 W
 [.....] 85 W+ 85 W
- / (1 kHz, 100 W/8 Ω)
 PHONO (MM) 10.0 mV/47 kΩ
 CD 500 mV/47 kΩ
- /
 CD 1 kHz 500 mV)
 REC 500 mV/2.2 kΩ
 CD 1 kHz 500 mV 8 Ω)
 PHONES 470 mV/470 Ω
- CD 20 Hz 20 kHz 0 ± 0.5 dB
 CD 10 Hz 100 kHz 0 ± 3.0 dB
- **RIAA**
 PHONO (MM) ± 0.5 dB
- PHONO (MM) REC 20 Hz 20 kHz, 2 V [' c
- 0.025%
- CD SPEAKERS
 (20 Hz 20 kHz, 0 ± k

